

MAN


L32/44CR

GenSet

The MAN 32/44CR engine represents the newest technologies in the area of medium speed marine diesel engines. By using electronic injection, high efficiency turbochargers, electronic hardware, and variable valve timing the MAN 32/44CR is a synthesis of the most advanced large engine technologies available.

Benefits at a glance

- High efficiency
- High specific power output
- Low emissions
- Low operating and life cycle costs
- Long maintenance intervals and service life
- High reliability




MAN L32/44CR

GenSet

Dimensions

Cyl. No.		6	7	8	9	10
L	mm	10,738	11,268	11,798	12,328	12,858
L ₁	mm	10,150	10,693	11,236	11,779	12,309
W	mm	2,490	2,490	2,573	2,573	2,573
H	mm	4,768	4,768	4,955	4,955	4,955
Dry mass	t	71	78	84	91	97




Output

Speed	rpm	750	750	720	720
Frequency	Hz	50	50	60	60
		Eng.	Gen.*	Eng.	Gen.*
MAN 6L32/44CR	kW	3,600	3,474	3,600	3,474
MAN 7L32/44CR**	kW	4,060	3,918	4,060	3,918
MAN 8L32/44CR	kW	4,800	4,632	4,800	4,632
MAN 9L32/44CR	kW	5,400	5,211	5,400	5,211
MAN 10L32/44CR	kW	6,000	5,790	6,000	5,790

*Based on nominal generator efficiencies of 96.5 %

**580 kW/cyl

Last updated July 2018



General

- Engine cycle: four-stroke
- No. of cylinders: 6, 7, 8, 9, 10
- Bore: 320 mm – Stroke: 440 mm
- Swept volume per cyl: 35.4 dm³

Fuel consumption at 85 % MCR*

- SFOC: 172 g/kWh
- SFOC: 173 g/kWh, 580 kW (7 cyl.)

Cylinder output (MCR)

- At 750/720 rpm: 600 kW
- At 750/720 rpm: 580 kW (7 cyl.)
- Power-to-weight ratio: 16.2 – 19.7 kg/kW

Compliance with emission regulations*

- IMO Tier II
- IMO Tier III (with MAN SCR)
- EPA Tier 2

Main features

Turbocharging system

- High efficiency constant pressure MAN TCR series exhaust turbo-charging system

Engine automation and control

- MAN in-house developed engine attached safety and control system MAN SaCoS_{one}

Fuel system

- Advanced electronic common rail injection system

Lube oil system

- Attached lube oil automatic filter

Cooling system

- 2-string high and low temperature cooling water systems

Starting system

- Pressurized air starter (turbine type)

Engine mounting

- Direct resilient mounting of the engine on the foundation frame (cone elements)

Optional equipment

- MAN ECOMAP concept – using different IMO Tier II compliant injection maps to improve fuel economy
- Frame auxiliary box (FAB) attached at engine free end available

MCR = Maximum continuous rating
SCR = Selective catalytic reduction
SFOC = Specific fuel oil consumption
* According to IMO E2 test cycle

MAN Energy Solutions
86224 Augsburg, Germany
P + 49 821 322-0
F + 49 821 322-3382
info@man-es.com
www.man-es.com